

New ideas for interior design

SELF-ADHESIVE FURNITURE AND ARCHITECTURAL FILM

easySTYLE
a brand of

Neschen Coating GmbH
Hans-Neschen-Str. 1
31675 Bückeberg
Germany

T +49 5722 207-0
F +49 5722 207-197
E info@neschen.de

www.neschen.com



easySTYLE TAKES PART IN THE
COLORNETWORK® - MAKING INTERIOR
DESIGN MORE SUSTAINABLE

The COLORNETWORK® is a young and growing network of well-known manufacturers who each year offer a new color-match range across many different furnishing products while committing to product transparency.

"Sustained Color" is an annual selection by an independent, top-class, and changing expert committee of interior architects, designers, product designers, and trend experts. It ensures that the color is timeless and can be recombined continually, leaving interior designers and furnishers plenty of scope for their design vision. The colors remain attractive and thus create sustainable values in interior design.





OVERVIEW




Anthracite Super Matt




Ashton



Canyon




Caspio



Catania Oak



Haitabu



Kiruna




Meton Concrete



Meton Copper




Meton Gold




Rovere Gessato



Sonoma Oak



White High Gloss



White Super Matt

Keep up with shorter advertising cycles, changing interior trends or seasonal promotions with easySTYLE. easySTYLE is a fast and cost-efficient solution for many applications in interior or store design.

From woodgrain to marble – discover the creative possibilities of easySTYLE. Almost any furniture surface can be transformed into a whole new look.

easySTYLE self-adhesive films are respectful to the environment by meeting the highest sustainability standards.

ADVANTAGES

- Fast and easy application
- PVC-free, paper-based surface
- No shrinkage
- Scratch-resistant
- Cost- and time-efficient
- Easy removal without residue

TECHNICAL FACTS

- Required temperature range for processing: 5 °C to 40 °C
- Chemical resistance: easySTYLE is certified according to DIN68861, 1B to 1D
- Lightfastness: at least 6 on the international wool scale according to DIN EN ISO 105-B02

	10 m x 124 cm	25 m x 124 cm	Surface
Anthracite Super Matt	6044263	6044223	Matt
Ashton	6044258	6044218	Haptic
Canyon	6044255	6044215	Haptic
Caspio	6044253	6044212	Haptic
Catania Oak	6044252	6044211	Haptic
Haitabu	6044257	6044217	Haptic
Kiruna	6044262	6044222	Haptic
Meton Concrete	6044261	6044221	Satin finish
Meton Copper	6044260	6044220	Satin finish metallic
Meton Gold	6044259	6044219	Satin finish metallic
Rovere Gessato	6044256	6044216	Haptic
Sonoma Oak	6044254	6044214	Haptic
White High Gloss	6044250	6044209	High gloss
White Super Matt	6044251	6044210	Matt

CHARACTERISTICS

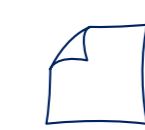
easySTYLE is a paper-based self-adhesive film with a variety of decorative styles. easySTYLE creates high-quality results with minimal effort.



Structured surface



Bubble-free application



Removable without residue



Environmentally friendly



Furniture standard



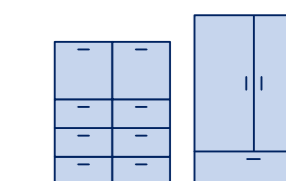
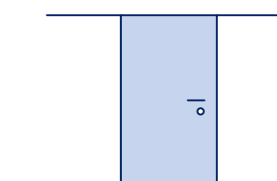
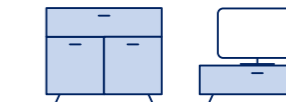
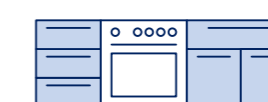
Paper-based



Shrink-proof

APPLICATIONS

easySTYLE has been developed for fast and easy applications on furniture and can be applied to almost all flat and smooth surfaces.



SUBSTRATES

Plywood and MDF boards (preferably pre-coated), solid wood, plastics, metal and lacquered surfaces.

AVAILABLE SIZES

easySTYLE is available in two roll sizes: 10 m x 124 cm (ideal as sample size) and 25 m x 124 cm.

PROCESSING

Before applying easySTYLE, all surfaces should be cleaned properly. Best results can be achieved on a smooth, dry, fat-free and dust-free surface.

easySTYLE offers a revolutionary air channel technology, which allows an effortless application and the ability to easily remove any trapped air, guaranteeing a bubble-free finish. easySTYLE is also repositionable and can, therefore, be applied and corrected several times without tearing or wrinkling.

Place easySTYLE on the application surface and cut to the desired size. For small areas, remove the film completely from its liner, place it on the surface and push any air bubbles to the edges. When working on large areas, we recommend that you peel back 10 – 15 cm of the release liner, apply the film to the edge of the surface, and then slowly peel back the liner while smoothing the film with a soft plastic squeegee. Remove trapped air by pushing it from the center to the edges with the squeegee. Excess material can be removed with a cutter.

The film offers residue-free removal from almost all surfaces, thereby restoring the look of the original piece. The ideal application temperature is 15 °C to 25 °C.